

# SATs Revision Starter Pack (Free Printable)

Maths · Reading · Vocabulary (Ages 10–11)

Simple, low-prep practice to help  
your child get started with SATs revision



Printable worksheets for Year 6 / KS2

## What's Included

- **Quick Revision Checklist**

A simple guide to what to focus on for SATs

- **Reading Inference Practice**

Short comprehension task to build understanding and inference skills

- **Maths Word Problems**

Realistic SATs-style questions to practise problem solving

- **Vocabulary & Comprehension**

Simple activity to strengthen word understanding and reading skills

- **Full Answers** for all questions



## What to Focus On for Year 6 SATs

Focus on these key areas first. Short, regular practice is more effective than trying to cover everything at once.

### Maths

- Arithmetic (addition, subtraction, multiplication, division)
- Times tables recall
- Fractions, decimals and percentages
- Word problems
- Explaining answers (reasoning)

### Reading

- Inference (reading between the lines)
- Vocabulary in context
- Retrieval (finding key information)
- Explaining answers clearly

### SPaG (Spelling, Punctuation and Grammar)

- Full stops, commas and apostrophes
- Verb tenses
- Sentence types
- Common grammar rules

**Tip:** Focus on one small area at a time and practise little and often.

# Reading Inference Practice

## The School Playground

Tom paused at the edge of the playground, watching the other children race towards the climbing frame. His hands tightened around the straps of his backpack as laughter echoed across the yard. He told himself he didn't mind waiting — after all, it was only the first day — but his feet remained firmly planted on the spot.

A whistle blew, sharp and sudden. The teacher's voice cut through the noise, calling everyone to line up. Tom took a deep breath and stepped forward, hoping tomorrow might feel easier.

### Questions

1. How do you think Tom is feeling at the start of the text?

Explain your answer using evidence from the text.

---

---

2. Which word or phrase suggests that Tom is nervous?

---

---

3. Why do you think Tom is standing at the edge of the playground instead of joining in?

---

---



# Reading Inference Practice

## The School Playgorund

4. What does the phrase "**his feet remained firmly planted**" suggest about Tom?

---

---

5. How does the playground contrast with how Tom is feeling?

---

---

6. What can you infer about why this day is important to Tom?

---

---

7. Why does Tom take a deep breath before stepping forward?

---

---


8. What does the final sentence suggest about Tom's hopes for the future?

---

---



## Word Problems – Addition & Subtraction



1. A school library has 248 books. 37 new books are delivered.  
How many books are there altogether?

Answer: \_\_\_\_\_

2. There were 512 pupils in a school. After some pupils moved away, there were 479 pupils left. How many pupils left the school?


Answer: \_\_\_\_\_

3. A coach travels 186 miles in the morning and 214 miles in the afternoon.  
How many miles does it travel in total?

Answer: \_\_\_\_\_



## Word Problems – Multiplication & Division



4. There are 6 boxes of pencils. Each box contains 24 pencils. How many pencils are there altogether?


Answer: \_\_\_\_\_

5. 144 sweets are shared equally between 9 children. How many sweets does each child get?


Answer: \_\_\_\_\_

6. A factory packs 8 toys into each box. How many boxes are needed to pack 96 toys?

Answer: \_\_\_\_\_



## Word Problems – Reasoning, Time & Money



7. Sam buys 3 notebooks costing £4 each. He pays with a £20 note. How much change should he receive?

Answer: \_\_\_\_\_

8. A train leaves at 09:35 and arrives at 11:10. How long is the journey?

Answer: \_\_\_\_\_

9. A jumper costs £18.50. A pair of socks costs £4.75. How much do they cost altogether?

Answer: \_\_\_\_\_

10. A lesson starts at 1:20 pm and finishes at 2:45 pm. How long does the lesson last?

Answer: \_\_\_\_\_

# Vocabulary & Comprehension

## A Rainy Market Morning



The market was bustling despite the drizzle. Stalls were adorned with bright umbrellas, but puddles formed quickly on the cobbled streets. Emilia clutched her basket, hopping over the larger puddles. She admired the vivid colours of the fruit and vegetables, which seemed almost to glow against the grey sky. The scent of freshly baked bread drifted past her, mingling with the earthy smell of rain-soaked soil.

### Questions

1. What does the word **bustling** mean?

---

2. Which phrase tells you the streets were wet?

---

---

3. What does **clutched** suggest about how Emilia is holding her basket?

---

---

4. Which word could replace **vivid** without changing the meaning?

---

5. What does **mingling** mean in the context of the smells?

---

---



# Answers

## The School Playground

1. Tom is feeling nervous or anxious. This is shown by him tightening his grip on his backpack straps and not joining the other children.
2. Phrases such as **"his hands tightened"** or **"paused at the edge"** suggest nervousness.
3. He may feel unsure or nervous about joining in, possibly because it is his first day.
4. It suggests he is hesitant or reluctant to move, showing a lack of confidence.
5. The playground is loud and energetic, while Tom feels quiet and unsure.
6. It is likely his first day at a new school, which explains his nervousness.
7. He is preparing himself to face something difficult or intimidating.
8. He hopes that things will improve and that he will feel more comfortable in the future.

# Answers

## Maths Word Problems

- |        |                       |
|--------|-----------------------|
| 1. 285 | 6. 12                 |
| 2. 33  | 7. £8.00              |
| 3. 400 | 8. 1 hour 35 minutes  |
| 4. 144 | 9. £23.25             |
| 5. 16  | 10. 1 hour 25 minutes |

## A Rainy Market Morning

1. **Bustling** – busy or full of activity.
2. "Puddles formed quickly on the cobbled streets."
3. **Clutched** – held tightly.
4. **Vivid** – bright or striking.
5. **Mingling** – mixing together.

## Was this helpful?

I hope this pack has helped you get started with SATs revision in a simple, manageable way.

If you've used it, I'd genuinely love to know:

- Which part was most useful
- What your child found easiest or hardest
- What you'd like more of

Your feedback helps shape future resources and make them as useful as possible.

You can reply to the email you received with this pack, or get in touch here:

→ [hello@magickidslearning.com](mailto:hello@magickidslearning.com)

I'm currently working on more SATs revision resources, including a more structured pack – so your input really helps decide what to create next.